

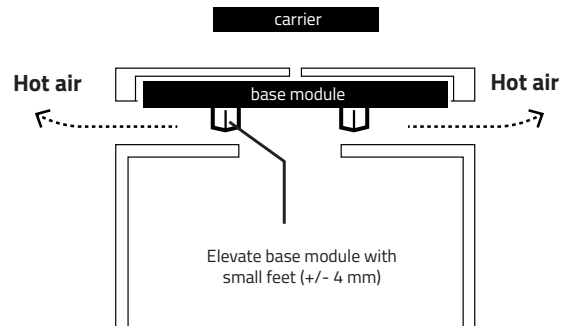
# BUILDING CLM0.7 & CLM1+ INTO A HOUSING

## VENTILATION

The heat from the base module exits through its bottom plate. To prevent overheating when built into a housing you must cool the bottom plate. Make sure there is some air space under the base by lifting the module a bit up, so some air can escape.

## HIDING THE UNIT

The base can be covered with anything that isn't magnetic. So wood or aluminum is possible. However, there needs to be a hole in the center of the unit for the optical sensor. Our systems use an optical sensor on the base and a reflector on the floating carrier. This path must be unobstructed for the levitation unit to function.



## THE IMPORTANT THINGS

Try not to stretch the limits of the module in terms of a too heavy object, or too high. (this will create heat.)

Make sure there is active ventilation.

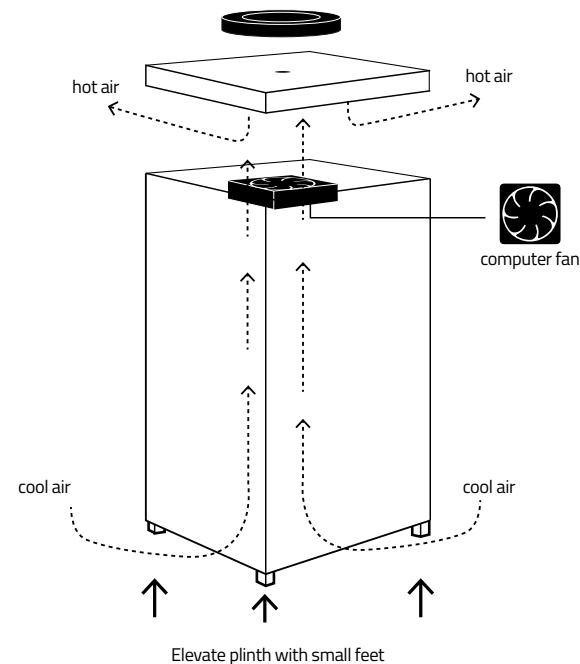
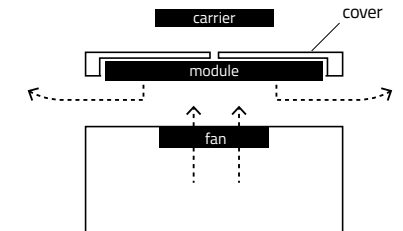
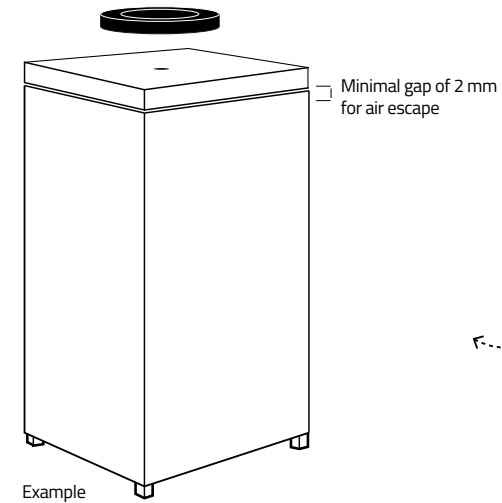
Make sure the airflow is bottom to top.

Make sure the hot air and cool air don't mix.

## ADDING COVER

When adding a transparent cover make sure to leave the 2 mm gap open. ( carrier doesn't need cooling )

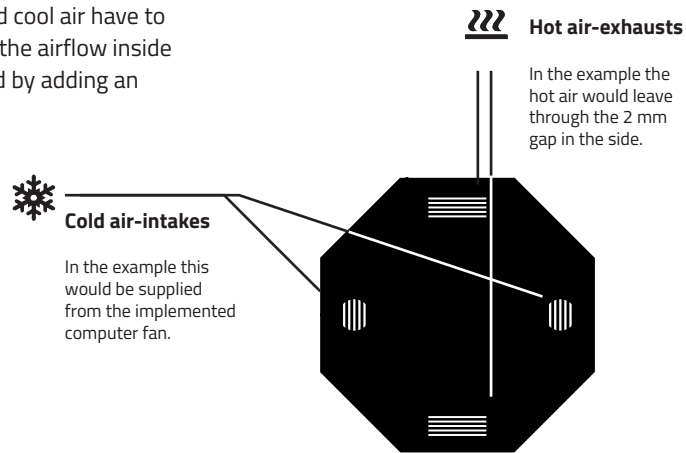
# EXAMPLE



# BUILDING CLM1.5 & CLM2 INTO A HOUSING

## VENTILATION

The module has air-intakes and exhausts at the bottom (rectangular holes are exhausts, the round ones are intakes). This means the hot and cool air have to be separated and that the airflow inside the housing is enforced by adding an extra fan.



## HIDING THE UNIT

The base can be covered with anything that isn't magnetic. So wood or aluminum is possible. However, there needs to be a hole in the center of the unit for the optical sensor. Our systems use an optical sensor on the base and a reflector on the floating carrier. This path must be unobstructed for the levitation unit to function.

## ADDING COVER

When adding a transparent cover make sure to leave the 2 mm gap open. ( carrier doesnt need cooling )

## THE IMPORTANT THINGS

Try not to stretch the limits of the module in terms of a too heavy object, or too high. (this will create heat.)

Make sure there is active ventilation.

Make sure the airflow is bottom to top.

Make sure the hot air and cool air don't mix.

# EXAMPLE

